

2017 Impact Report

You Have Made It Possible

*Because of your gifts,
these everyday miracles happened in 2017.*

13,798

Free Patient Visits

At six clinics across Maricopa County, Monday - Friday, patients can access a doctor free of charge.

26,953

Prescription Medications Dispensed

At no cost to our patients, so they can focus on healing without added financial burden.

65%

Returning Patients vs. 35% New Patients

Making us a medical home for our patients to keep them out of costly emergency rooms.

15,731

Volunteer Hours

With nearly 250 active volunteers, their time this past year is valued at \$834,488.

1,326

Patients with Diabetes

Were supported with free doctor visits, medications, and one-on-one education for managing their condition.

1,405

Patients Received Referrals


And eligibility assistance for state and federal programs; as well as health education on various topics.

Fiscal Year 2017: July 1, 2016 - June 30, 2017



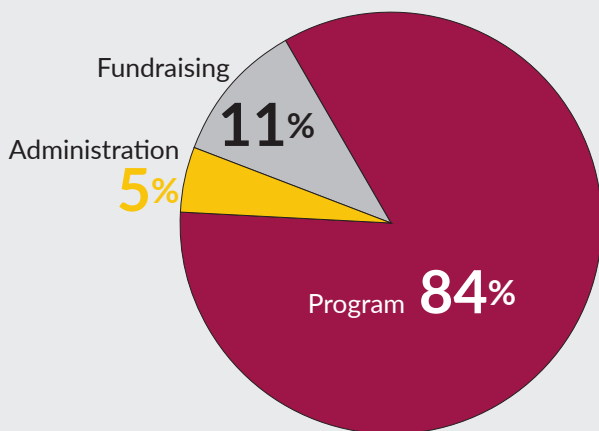
www.MissionofMercyAZ.org

MISSION OF
MERCY
Healing through Love



Volunteer, Dr. Eugene "Speedy" Zweiback, is pictured at our Phoenix clinic leading his patient by the hand.

Operating Expenses



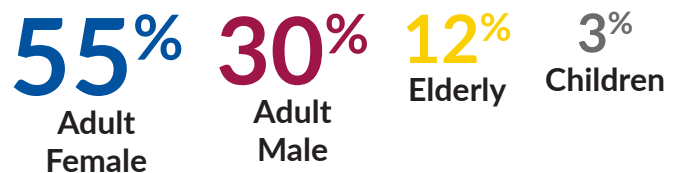
Total Revenue

Support & Revenue	Amount	% of Funding
Individual Giving	\$352,463	15.4%
Grants	\$540,500	23.7%
In-Kind Gifts/ Pro Bono Services	\$1,389,941	60.9%
Total Revenue	\$2,282,904	100%

Patient Care by Clinic Site

	Patients	Visits
Phoenix	910	3,737
Mesa	845	3,588
Avondale	733	2,557
Maryvale	467	2,149
So. Phoenix	269	987
Murphy	218	780
TOTAL	3,442	13,798

Patient Demographics



Financial Report

Patient Snapshot

Thank You For Giving!

To learn more about your impact, visit www.MissionofMercyAZ.org